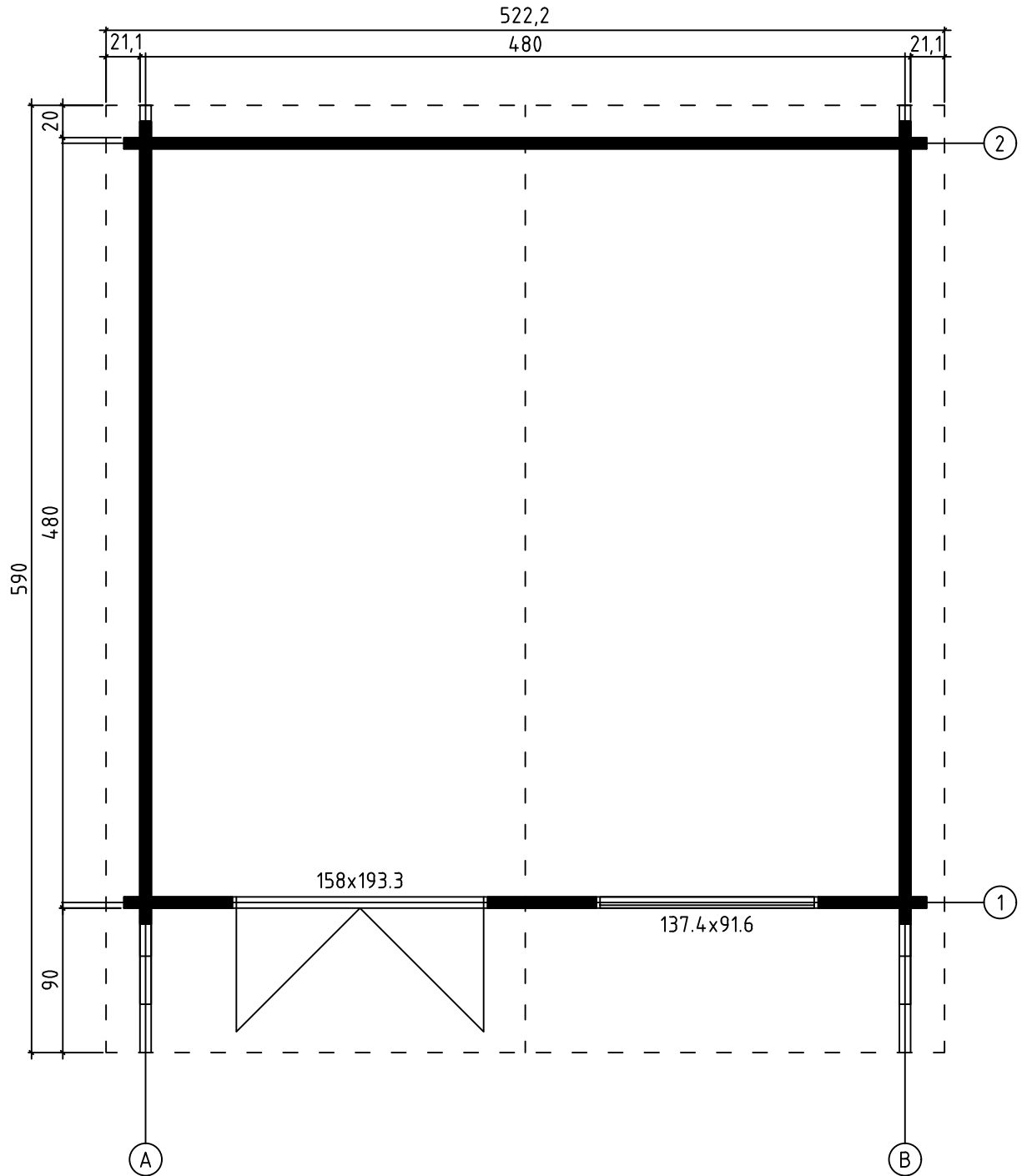


Spikeroog 3

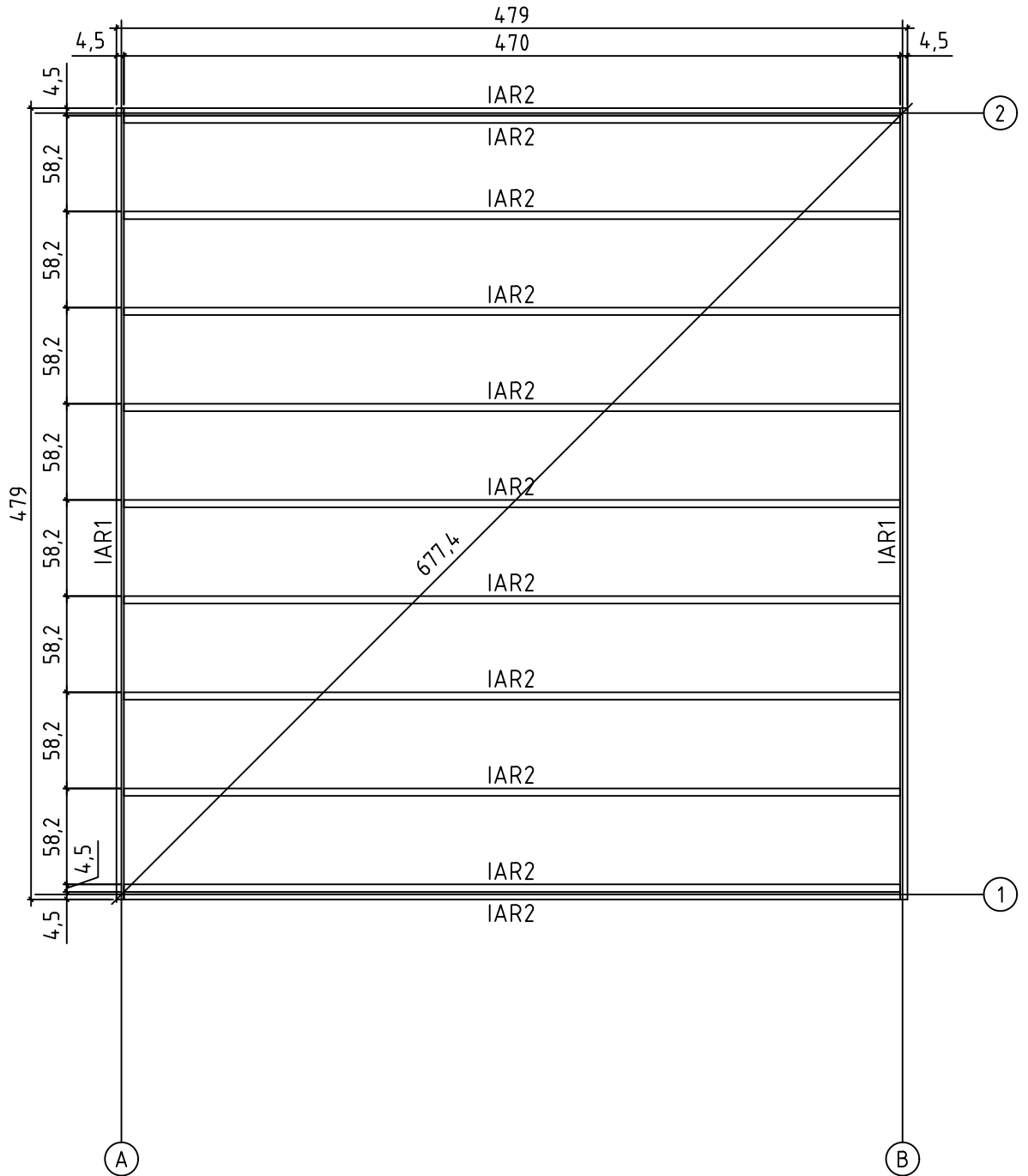
Art.No.700302



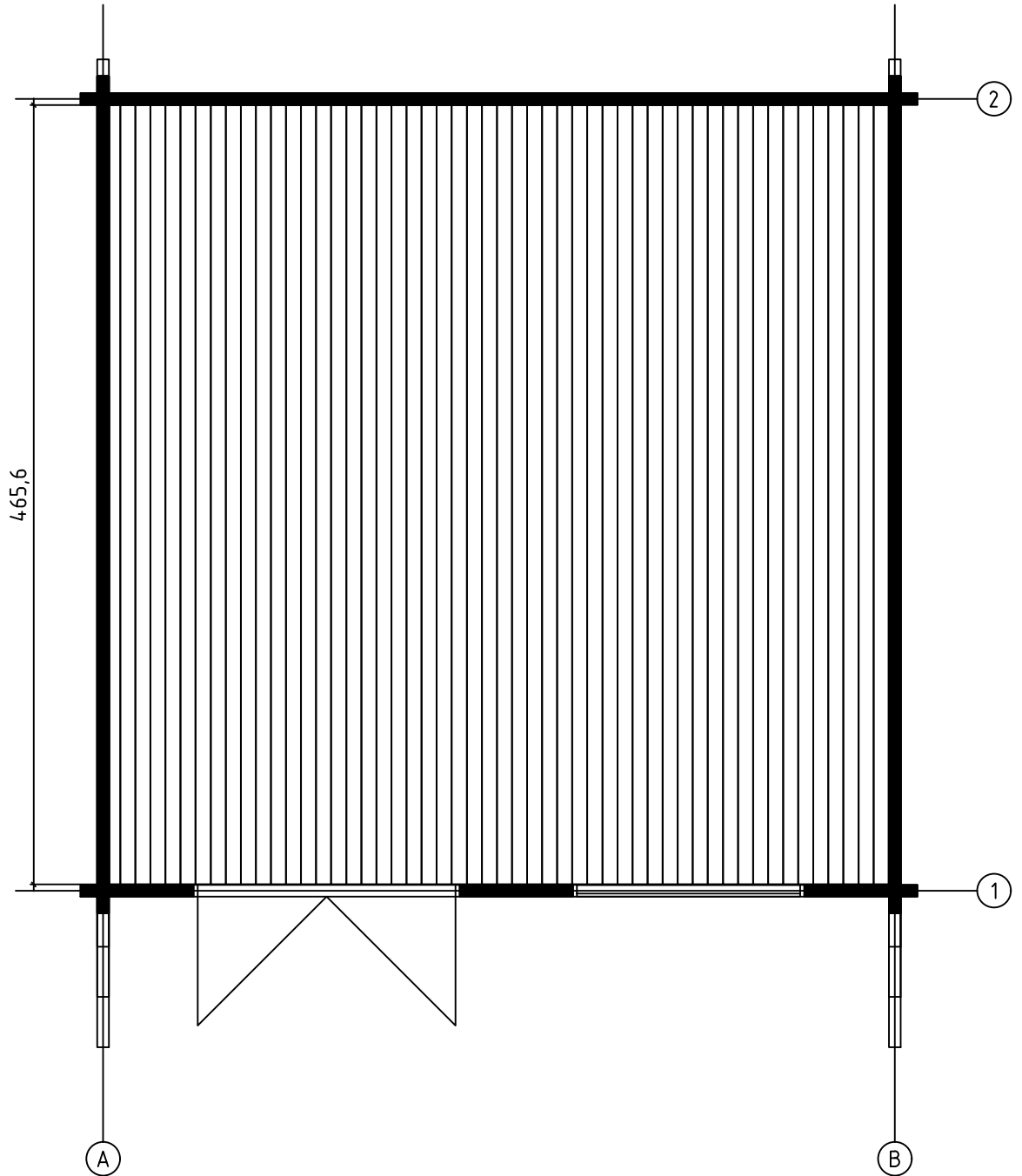
Spiekerroog 3, Art.No.700302
GROUNDPLAN - GRUNDPLAN - PLAN DE MASSE



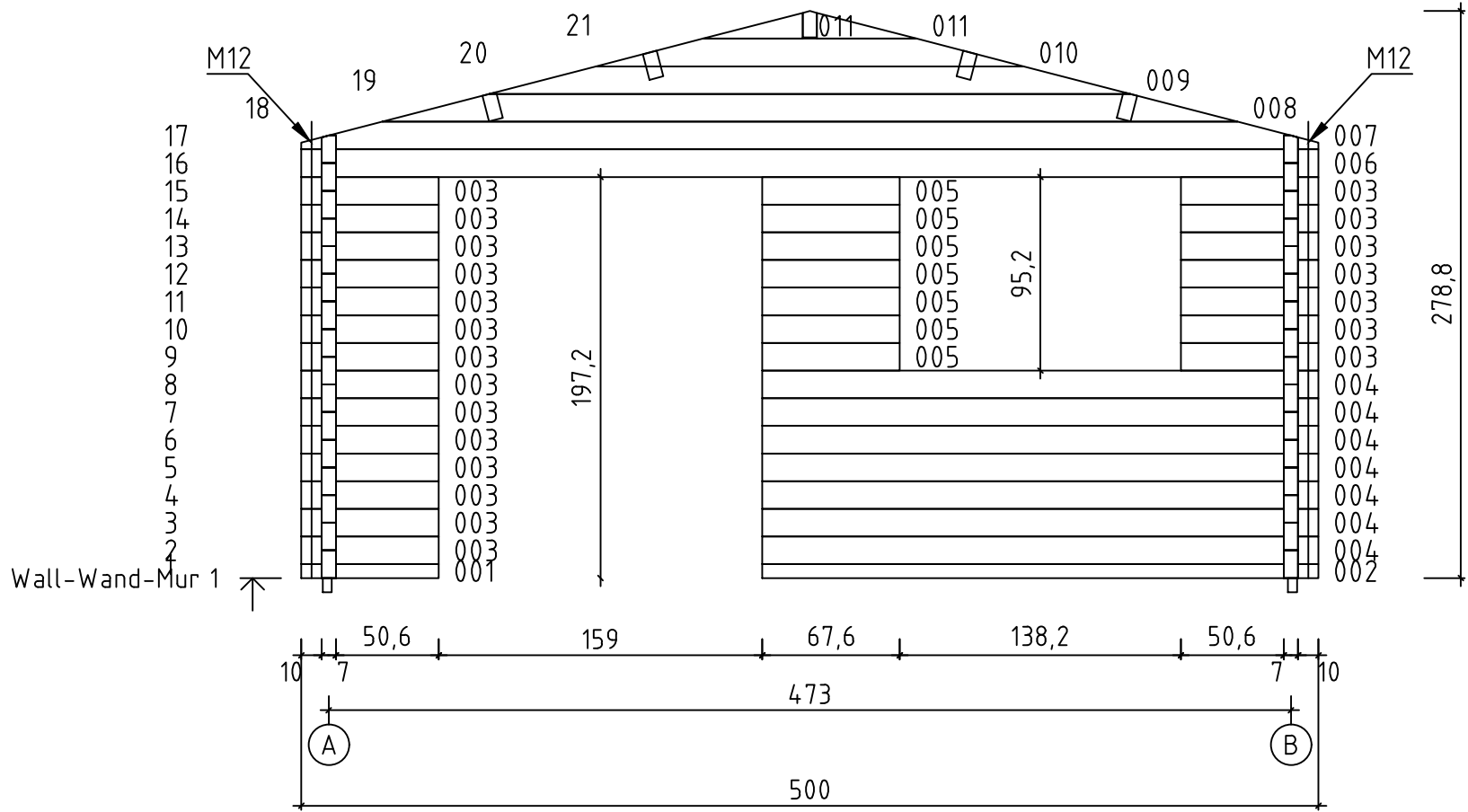
Spiekerroog 3, Art.No.700302
FOUNDATION - FUNDAMENT - FONDATION



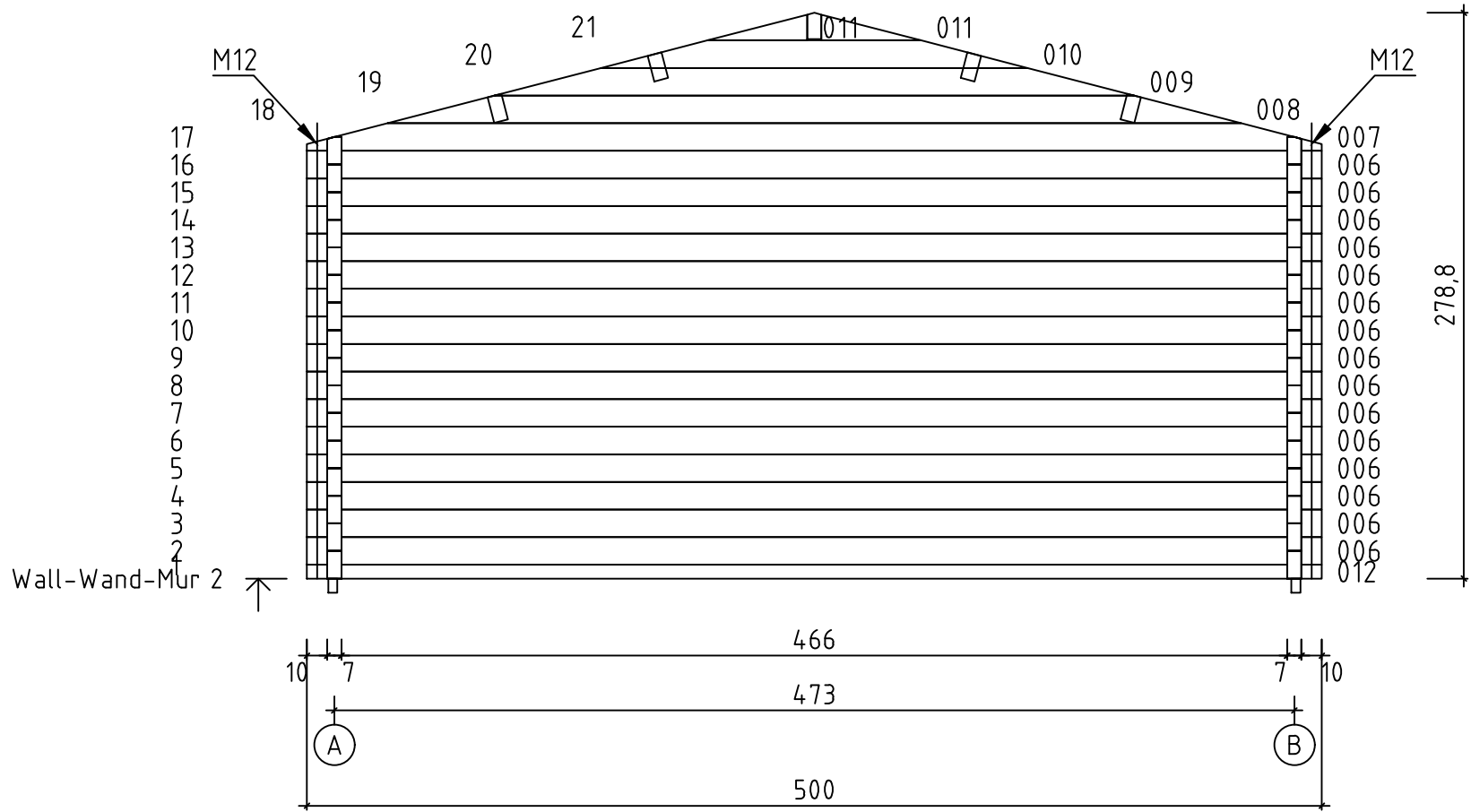
Spiekerrog 3, Art.No.700302
FLOOR BOARDS - FUSSBODENBRETTER - PLAN POSE PLANCHER



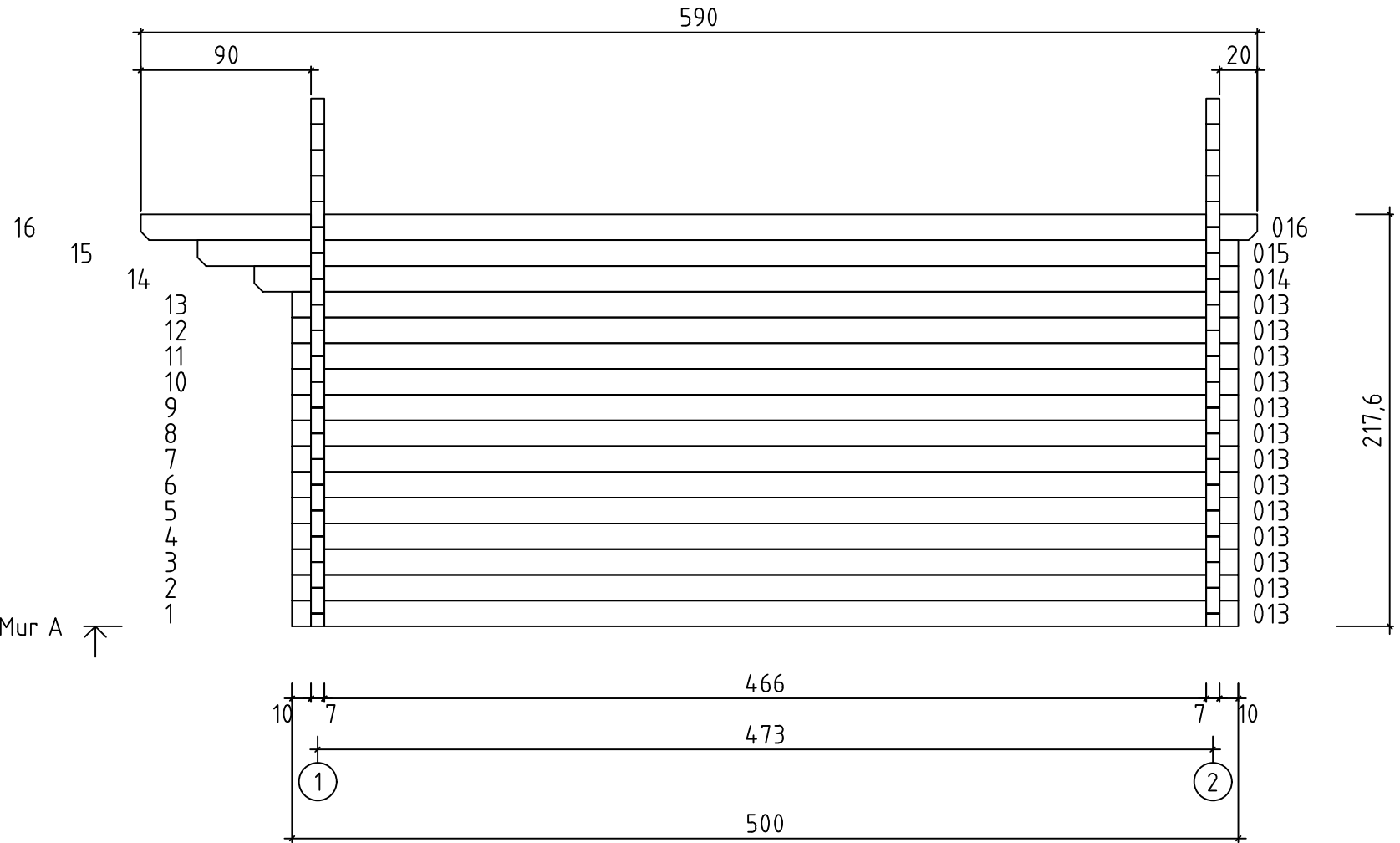
Spiekeroog 3, Art.No.700302



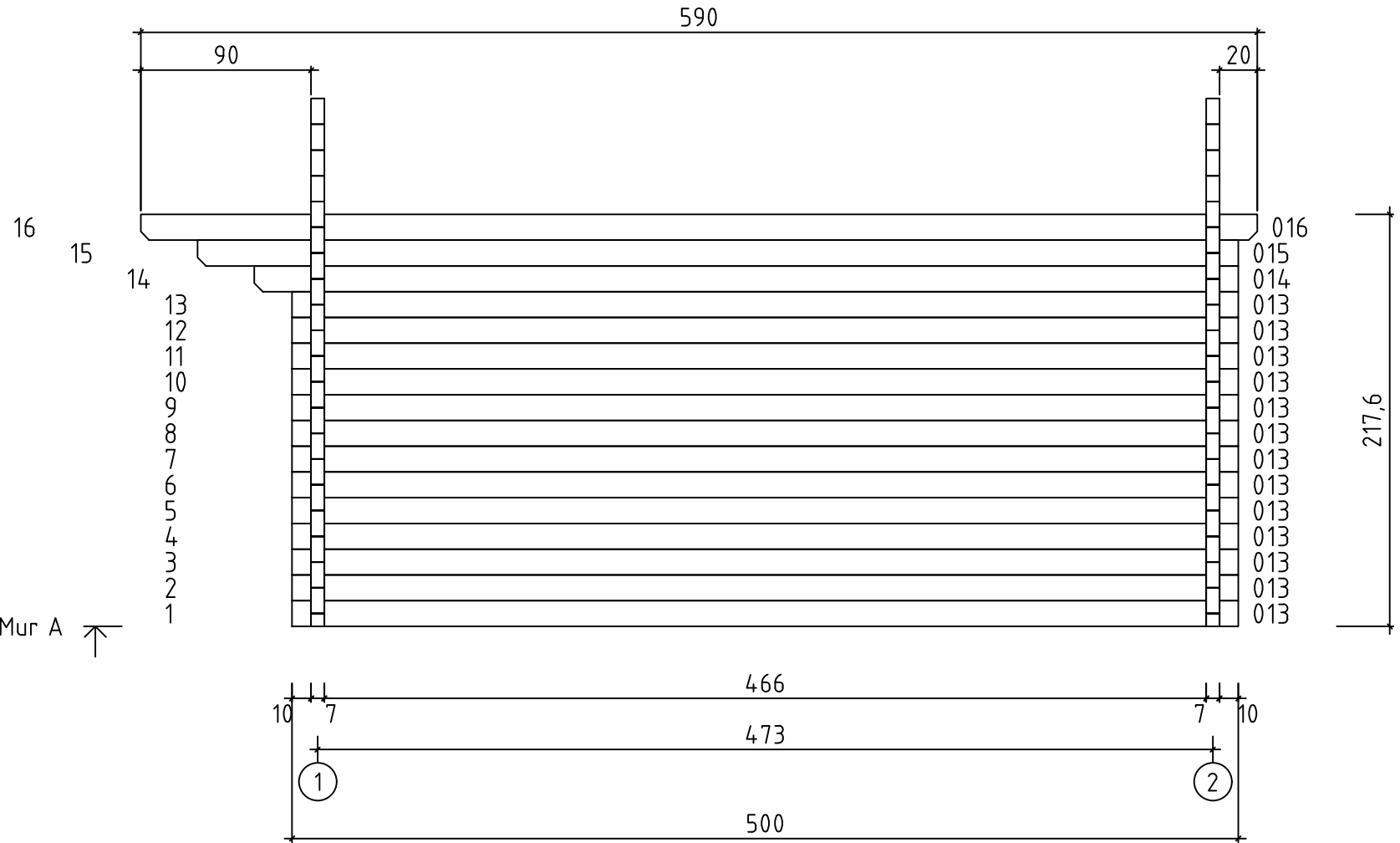
Spiekeroo 3, Art.No.700302

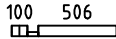
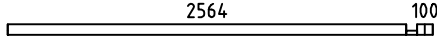
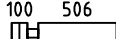
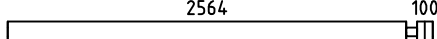



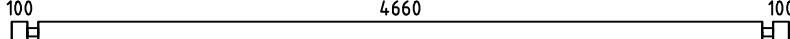
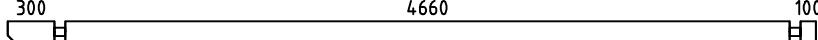



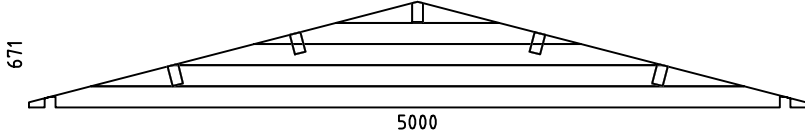
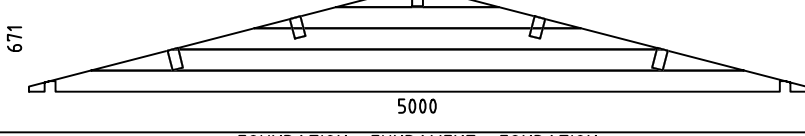
















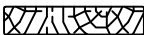


















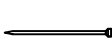
Spiekerroog 3, Art.No.700302

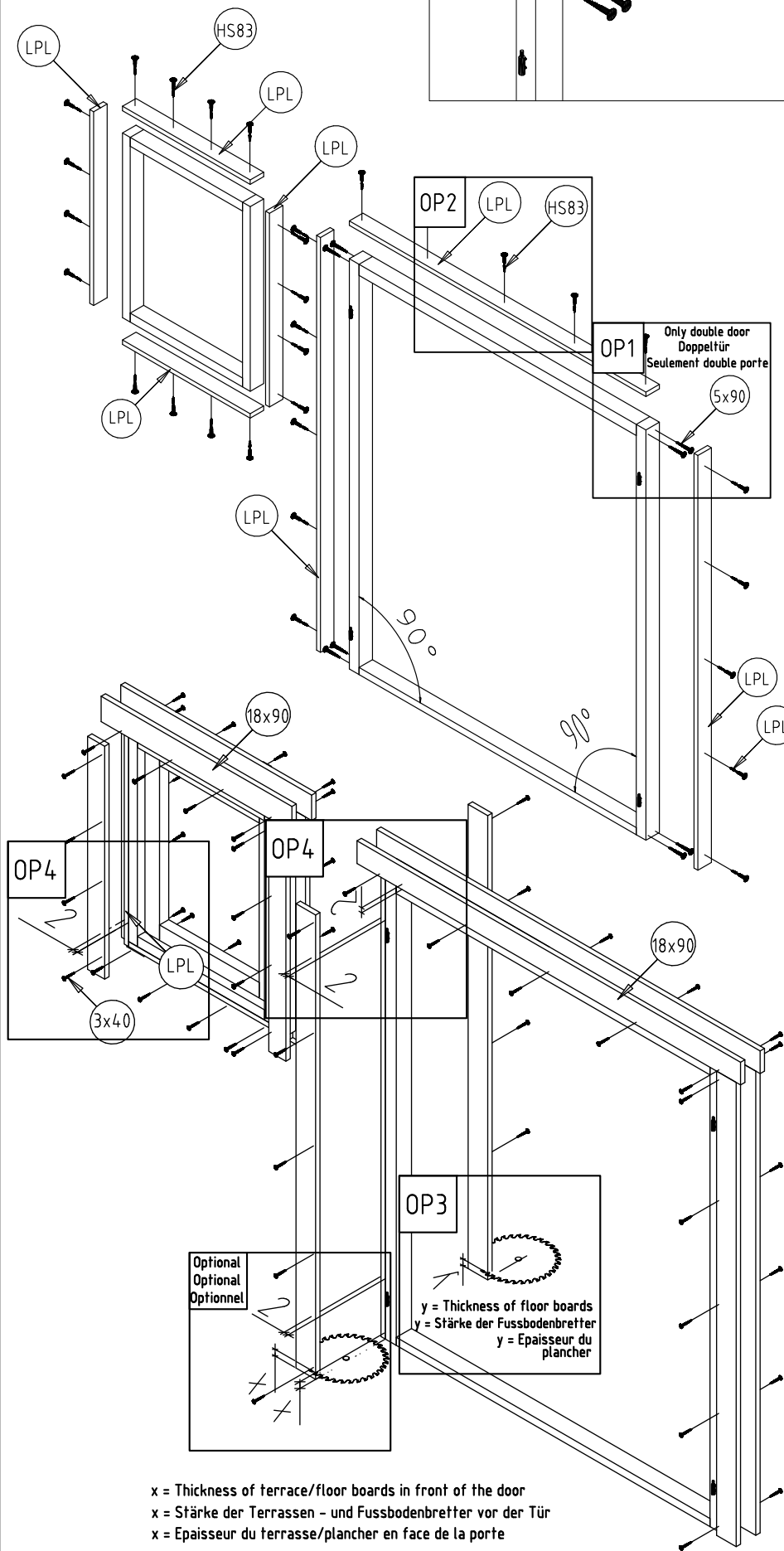
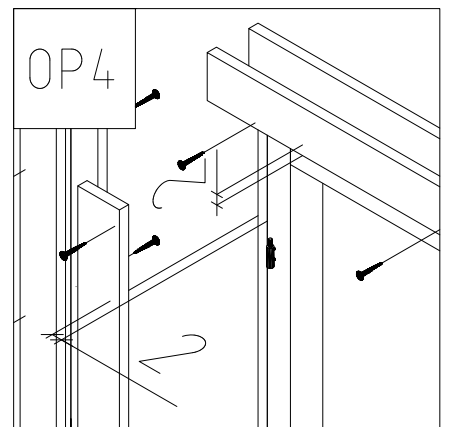
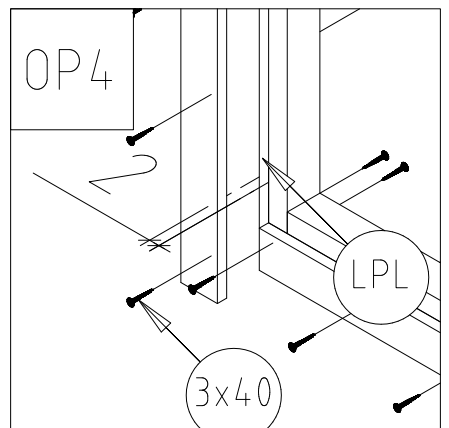
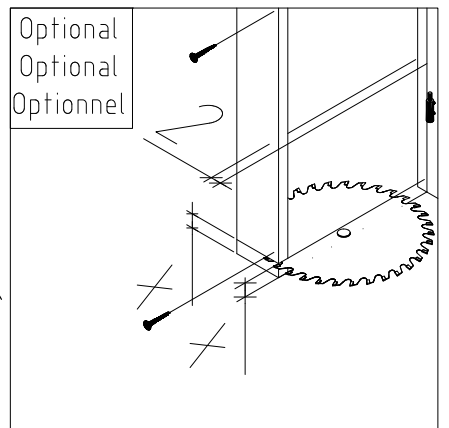
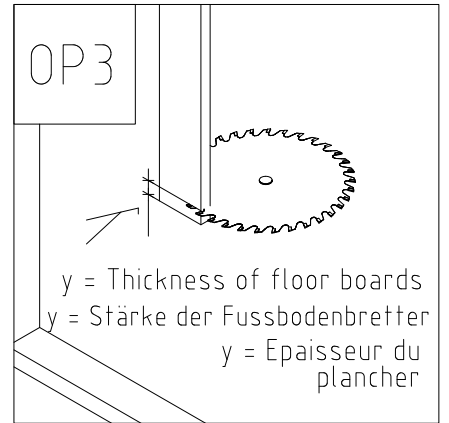
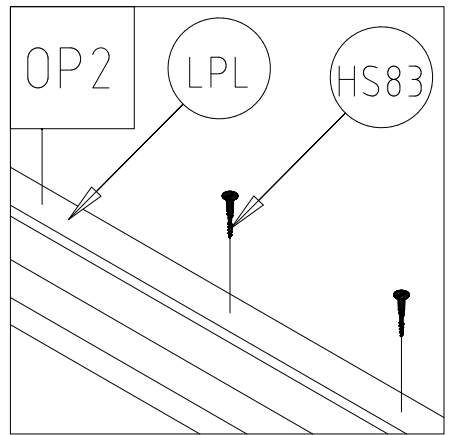
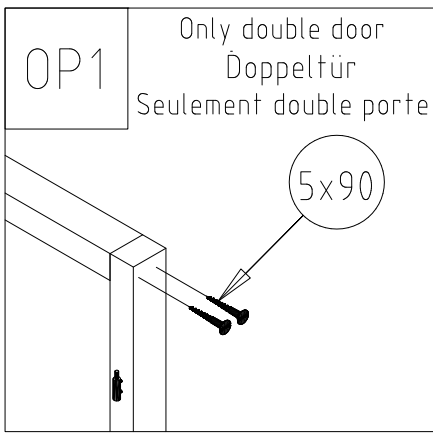


Spiekerroog 3, Art.No.700302



Pos	Spikerroog 3, Art.No.700302 Piece list - Stückliste - Liste des pieces	Q.	P (mm)	L (mm)
001		1	70x68	676
002		1	70x68	2734
003		21	70x136	676
004		7	70x136	2734
005		7	70x136	676
006		16	70x136	5000
012		1	70x68	5000
013		26	70x136	5000
014		2	70x136	5200
015		2	70x136	5500
016		1	70x136	5900
017		1	70x136	5900
W1-1		1		
W2-1		1		
IAR1	FOUNDATION - FUNDAMENT - FONDATION 	2	45x70	4790
IAR2	FOUNDATION - FUNDAMENT - FONDATION 	11	45x70	4700
PR11	ROOF BEAM - DACHBALKEN - PANNE DE TOIT 900 4660 200 	1	70x140	5900
PR21	ROOF BEAM - DACHBALKEN - PANNE DE TOIT 900 4660 200 	4	70x140	5900
	FLOOR BOARDS - FUSSBODENBRETTER - LAME DE PLANCHER 	52	90x18	4656
	ROOF BOARDS - DACHBRETTER - VOLIGES 	132	90x18	2700
	FLOOR FILLET-FUSSBODENLEISTE - CORNIERE DE FINITION DU PLANCHER 		15x40	18.6 m.
DPL	ROOFING FELT FILLET - DACHPAPPENLEISTE - BAGUETTE DE FIXATION DU FEUTRE BITUMEUX 	4	18x58	2750
M12	TREADED ROD M12 - GEWINDESTANGE M12 - TIGE FILETÉE M12 	4		180
Nimi	Kood Art.No.700302	Kuupäev 16.06.2022	Leht 1/3	

Pos	Spiekeroog 3, Art.No.700302 Piece list - Stückliste - Liste des pieces	Q.	P (mm)	L (mm)
M12	TREADED ROD M12 - GEWINDESTANGE M12 - TIGE FILETÉE M12 	4		2000
LPL	FIXING FILLET - FIXIRUNGSLEISTE - PROFIL DE FIXATION 	2	20x70	916
LPL	FIXING FILLET - FIXIRUNGSLEISTE - PROFIL DE FIXATION 	2	20x70	1334
LPL	FIXING FILLET - FIXIRUNGSLEISTE - PROFIL DE FIXATION 	1	20x70	1540
LPL	FIXING FILLET - FIXIRUNGSLEISTE - PROFIL DE FIXATION 	2	20x70	1933
TB	EAVES BOARD - TRAUFBRETT - BANDEAU DE TOIT 	2	18x90	5900
DRV	ROOF EDGE REINFORCEMENT - DACHRANDVERSTÄRKUNG - CORNIERE DE RENFORT DE BORD DE TOIT 	4	28x34	2950
GL	GABLE MOULDING - GIEBELLEISTE PLANCHE DE RIVE 	4	18x120	2750
KL4	LENGTHENING BOLT FOR TREADED ROD - VERLÄNGERUNGSMUTTER FÜR GEWINDESTANGE - MANCHON DE RACCORDEMENT DE TIGE FILETÉE 	4		
KL1	DRIVE NUT TREADED ROD - EINSHLAGMUTTER FÜR GEWINDESTANGE - ÉCROU A FRAPPER POUR TIGE FILETÉE 	4		
KL2	NUT FOR TREADED ROD - MUTTER FÜR GEWINDESTANGE - ÉCROU POUR TIGE FILETÉE 	4		
KL3	PLAIN WASHER TREADED ROD - UNTERLEGSCHIEBE FÜR GEWINDESTANGE - RONDELLE PLATE POUR TIGE FILETÉE 	4		
	SCREW FOR GABLE SEGMENT - SCHRAUBEN FÜR DECKBLATT - VIS POUR FIXATION LOSANGE DE FINITION 	4	3.5x35	
HS83	SCREW FOR FIXING FILLET - SCHRAUBEN FÜR FIXIRUNGSLEISTE - VIS POUR PROFIL DE FIXATION 	31	5.5x50	
HS16	SCREW FOR GABLE MOULDING - SCHRAUBEN FÜR GIEBELLEISTE - VIS DE FIXATION POUR PLANCHE DE RIVE 	32	5.5x50	
HS32	SCREW FOR EAVES BOARDS - SCHRAUBEN FÜR TRAUFBRETT - VIS DE FIXATION POUR BANDEAU DE TOIT 	28	4x40	
HS26	SCREW FOR ROOF EDGE REINFORCEMENT - SCHRAUBEN FÜR DACHRANDVERSTÄRKUNG - VIS POUR RENFORT DE BORD DE TOIT 	28	4x40	
HS40	SCREW FOR 1. WALL BEAM - SCHRAUBE FÜR 1. BOHLENREIHE - VIS DE FIXATION DES FONDATIONS 	8	5x120	
HS43	SCREW FOR ROOF BEAMS - SCHRAUBEN FÜR DACHBALKEN - VIS POUR PANNE DE TOIT 	14	5x120	
	SCREW FOR GABLE - SCHRAUBEN FÜR GIEBEL - VIS POUR FIXATION DES PIGNONS 	4	5x120	
HS39	SCREW FOR FUNDAMENT - SCHRAUBEN ZUR BEFESTIGUNG FUNDAMENT - VIS POUR FONDATION 	28	5x90	
MS	SCREW FOR DOORSTEP - SCHRAUBEN FÜR TÜRSCHWELLE - VIS DE FIXATION DU SEUIL DE PORTE 	3	4.5x65	
SH70	HAMMER BLOCK - SCHLAGHOLZ - CALLE DE FRAPPE 	1		
NFD	ZN NAIL FOR ROOFING FELT FILLET - ZN NÄGEL FÜR DACHPAPPEN- LEISTE - POINTE POUR BAGUETTE FIXATION FEUTRE BITUMEUX 	28	2x40	
NFF	ZN NAIL FOR FLOOR FILLETS - ZN NÄGEL FÜR FUSSBODENLEISTEN - POINTE POUR PANNEAUX DE PLANCHER 	37	1.4x40	
Nimi	Kood Art.No.700302	Kuupäev 16.06.2022	Leht 2/3	



x = Thickness of terrace/floor boards in front of the door
x = Stärke der Terrassen - und Fussbodenbretter vor der Tür
x = Epaisseur du terrasse/plancher en face de la porte

